



My Broad Oak Activity booklet



A few ideas and activities for you
to share with your child.

Children learn best through
first-hand experiences,
so get out, get messy and have fun!


On my walk, I saw....

Go for a walk... what can you see? Collect leaves
and flowers and other objects as you go. You could
use them to make a nature picture.

In Reception, we love making models, and we use all sorts of things to create them.

Raid your recycling bin and create a junk model! Use our playdough recipe to make your own playdough creations!

Doing activities like this will help your child's fine motor skills which will have a direct impact on their writing development.



It's amazing what you can create out of cereal boxes, toilet rolls, plastic bottles, yoghurt pots, cardboard, newspapers, etc!

Playdough Recipe

(no cooking involved!)

Making playdough is easy! All you need is:

- 2 cups of plain flour
- 2 tablespoons of vegetable oil
- $\frac{1}{2}$ cup of salt
- 2 tablespoons of cream of tartar
- up to $1 \frac{1}{2}$ cups of boiling water
- food colouring (optional)

Method

- 1) mix the flour, salt, cream of tartar and oil in a large mixing bowl
- 2) add the boiling water (gradually) and stir continuously until it becomes a sticky combined dough
- 3) allow to cool and then take it out of the bowl and knead it vigorously for a couple of minutes until the stickiness has gone (if it remains sticky then add some more flour until it is just right)
- 4) have fun using your imagination to make wonderful playdough models!



We love counting!

You can create counting games out of anything!
Challenge your child to count how many stairs they walk up / how many teddies in their bedroom / how many doors in your house, etc.

These simple activities will have a huge impact on your child's mathematical skills.

Remember to count carefully...take your time and point to or move each object as you count it to make sure you don't count it twice!



Look out for numbers. They are everywhere!
Have a race to see who can find the first number when you are out and about.




We love books!

Reading to your child and sharing books with them will make a huge difference to their literacy skills. Encourage your child to tell you the story by looking at the pictures and talk about what is going on. Ask them questions about what is happening in the stories. You could even make up your own stories together!



Listen up!

Developing listening skills is extremely important to help your child when they begin their phonics learning. Before they can hear the sounds in words, they need to zone into different noises in their environment. Play a listening game with your child... what can you hear outside that you can't hear inside? Talk about what makes the different noises. You could even try and copy them yourself!




We love to sing!

Have fun singing songs and rhymes with your child.


Baa Baa Black Sheep

Baa baa black sheep,
have you any wool?
"Yes sir, yes sir, three bags full!"
One for the master...
One for the Dame...
And one for the little boy
who lives down the lane.



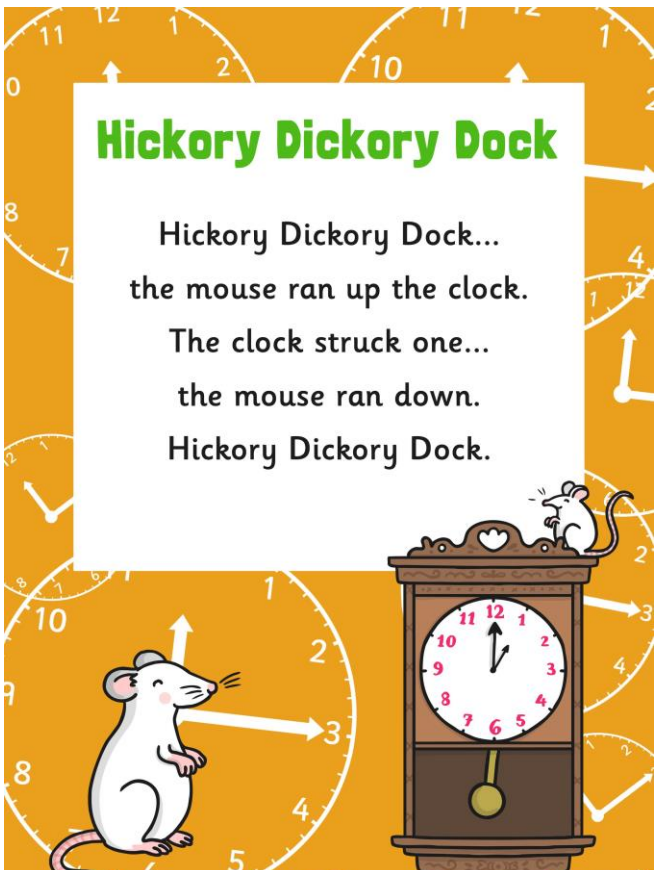
1 2 3 4 5 Once I Caught A Fish Alive

One, two, three, four, five...
once I caught a fish alive.
Six, seven, eight, nine, ten...
then I let it go again.
Why did you let it go?
Because it bit my finger so.
Which finger did it bite?
This little finger on my right.



Hickory Dickory Dock

Hickory Dickory Dock...
the mouse ran up the clock.
The clock struck one...
the mouse ran down.
Hickory Dickory Dock.



Incy Wincy Spider

Incy wincy spider
Climbed up the water spout
Down came the rain
And washed poor incy out.
Out came the sun
And dried up all the rain
And incy wincy spider
Climbed up the spout again

